



ANNUAL REPORT

TO THE SCHOOL
COMMUNITY

St Christopher's Primary School
Airport West

2017



REGISTERED SCHOOL NUMBER: 1620

Contents

Contact Details	3
Minimum Standards Attestation	3
Our School Vision	4
School Overview	4
Principal's Report.....	5
Education in Faith	6
Learning & Teaching.....	7
Student Wellbeing	8
Child Safe Standards	9
Leadership & Management.....	10
School Community.....	11
Future Directions.....	11

Contact Details

ADDRESS	34 Robert's Road Airport West VIC 3042
PRINCIPAL	Adrian Glasby
PARISH PRIEST	Fr. Peter Hoang
SCHOOL BOARD CHAIR	
TELEPHONE	(03) 9338 3591
EMAIL	principal@stcapw.catholic.edu.au
WEBSITE	www.stcapw.catholic.edu.au
ABN	78 119 557 719
E NUMBER	E1229
FEDERAL DET NUMBER	998

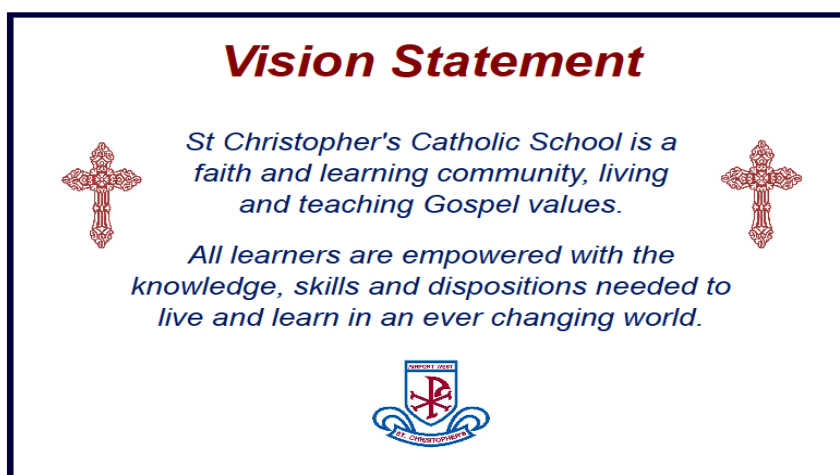
Minimum Standards Attestation

I, Adrian Glasby attest that St Christopher's Airport West is compliant with:

- All of the requirements for the minimum standards and other requirements for the registration of schools as specified in the Education and Training Reform Act 2006 (Vic) and the Education and Training Reform Regulations 2007 (Vic), except where the school has been granted an exemption from any of these requirements by the VRQA
- Australian Government accountability requirements related to the 2017 school year under the Australian Education Act 2013 (Cth) and the Australian Education Regulations 2013 (Cth)

19 May 2018

Our School Vision



School Overview

St Christopher's Catholic Primary School is located in the Northern Melbourne Suburb of Airport West. It is one of two Catholic primary schools within St Christopher's Parish, the other being St Augustine's in Keilor. St Christopher's church is situated next to the school and there is a strong relationship between the school and the parish. The two schools are separated by the Calder Freeway and a distance of 8.6 kilometers. St Christopher's opened in 1962 with an initial enrolment of 112 students. It remained under the direction of the Sisters of Charity until 1988, when the first lay principal was appointed. St Christopher's is located on a relatively quiet suburban street in a pocket of land bordered by the Calder Freeway, Tullamarine Freeway and the Western Ring Road. The area surrounding the school is a mix of residential, commercial and light industrial properties.

The school is made up primarily of permanent buildings, with four learning areas and the central administration / library supplemented by 4 modern portable classrooms. It has a contemporary hall / multipurpose facility encompassing two specialist classrooms, a community room, teacher offices and a school counsellor's office. The school is on large grounds and has full size oval and running track, indoor basketball court, newly refurbished tennis courts, functional library, undercover play areas, two playgrounds and outdoor basketball/netball courts.

Student numbers have steadily increased at St Christopher's in particular over recent years. 2017 has seen our student population continue to be over 700 which means the school is very close to reaching its maximum student population.

St Christopher's prides itself on being a calm, gentle and respectful school that places great emphasis on the social and emotional wellbeing of our students. We endeavor to work hand in hand with parents and respect them as the initial educators of their children. We place a great emphasis on having a differentiated curriculum that meets the educational needs of all children and are passionate about meeting the varied needs of all our students.

We are a proud and passionate Catholic school that strives to teach our students about our faith and how the Gospel message of Jesus leads us to be people of faith, hope and justice.

Principal's Report

2017 has been an exciting and productive year where we have continued to improve all facets of our school.

St Christopher's has continued to be a school where faith is learnt and importantly, lived. We have continued to strive to help our students come to an understanding of the Gospel values of love, peace, tolerance, empathy and respect and how to live out these values.

Our mindfulness program is being taught in all classrooms and has had a positive effect on the focus of our students and given them age appropriate skills to cope with their emotions and deal with anger, worry and stress. The wellbeing of our students is of prime importance to us as we continue to strive to be a calm, gentle and respectful school.

The teaching of Literacy and Numeracy continues to be at the forefront of our curriculum. Our excellent 2017 NAPLAN results are proof and testimony to the hard work and dedication of our staff. We pride ourselves on catering for the individual needs of our students and ensuring that all students are reaching their full potential.

I wish to thank our school leadership team and all staff for their hard work and dedication to the students of St Christopher's.

Education in Faith

Goals & Intended Outcomes

To further develop religious education practices within our school

Achievements

- Facilitated planning in Religious Education on a regular basis
- Stronger focus on Catholic Social Teaching within R.E program
- Improved organisational strategies around Sacraments and School Masses
- Development of planning strategies to ensure that there are direct links between Religious Education and Inquiry
- Continuation of the development of the new R.E standards and further development of assessment strategies for 2018

VALUE ADDED

- Continued development of our school choir
- Further developing our relationship with the parish
- Increased number of students acting as altar servers in both parish and school Masses
- *Streamlined planning and evaluation processes to improve the teaching of Religious Education*

Learning & Teaching

Goals & Intended Outcomes

To continue to meet the individual needs of our students through regular assessment, thorough analysis of data and explicit and differentiated teaching in English and Math's.

To develop in the use of ICT to promote learning and encourage inquiry.

Achievements

- Improvement in testing schedule and analysis of data including one to one meetings with teachers to analyse data and discuss the effect size of teacher added input
- English and Math's professional learning focusing on catering for the individual needs of our students
- More time allocation given to targeted teaching in English and Math's
- Continuation of Levelled Literacy Intervention program and Math's Intervention
- Further development of teacher knowledge in the area of reading writing and spelling to enhance their ability to meet the needs of their students
- Further development of the one to one chrome book program in Year 5 and 6 through with a developmental sequence of learning with a focus on cyber safety and using the devices to develop student engagement

STUDENT LEARNING OUTCOMES

Our NAPLAN results for 2017 have been extremely pleasing. In all Literacy and Numeracy areas for Year 3 and 5 at least 97% of students have reached the minimum standard. Our NAPLAN results continue to be strong.

Student Wellbeing

Goals & Intended Outcomes

To strengthen and sustain a supportive school climate that fosters positive relationships and empowers every student to achieve their potential.

Achievements

- Training for all staff in mindfulness
- Continued focus on improving student behaviour and focus
- Implementation of the Peaceful Kids Program
- Continued streamlining of student wellbeing processes to ensure all students' social and emotional needs are met and there is improved communication in whole school approaches to students at risk
- In cases of prolonged absence parents are required to notify the school in writing stating the reason and duration of their absence.

VALUE ADDED

- Continuation of the mindfulness program including the employment of a mentor teacher to model effective strategies
- Continuation of the positive passport program to include positive behaviour on the playground

STUDENT SATISFACTION

Parents and staff have noted improvement in their perception of student safety and wellbeing in our school as reflected in the 2017 Insight SRC Survey

Child Safe Standards

Goals and Intended Outcomes

St Christopher's has a strong commitment to the care, safety and wellbeing of all students at our school. We have policies, procedures and strategies to keep students safe from harm, including all forms of abuse in our school environment, on campus, online and when visiting off site locations

Achievements

- The further development of our Child Safe Policy and Staff Code of Conduct
- The preparation for training of all volunteers in child safe practices
- The refinement of our Mandatory Reporting Policy and Strategies
- Awareness raising and education with staff

Leadership & Management

Goals & Intended Outcomes

To improve communication throughout the school

That staff will have regular opportunities to seek, receive and give effective feedback on their practice

Achievements

- The continuation of a nightly school bulletin to inform and update staff on a regular basis
- Introduction of meetings between area leaders, classroom teachers and principal to look at Literacy and Numeracy results, analyse data and plan for further teaching. These meetings culminated with conversations about individual teacher effect size
- Further development of staff goal setting and linking this process with Annual Review Meetings

EXPENDITURE AND TEACHER PARTICIPATION IN PROFESSIONAL LEARNING

DESCRIPTION OF PL UNDERTAKEN IN 2016

- *Personal faith development*
- *Using Data to inform Literacy and Numeracy teaching*
- *First Aid, Anaphylaxis and Asthma Training Planning*
- *Planning Inquiry units*
- *Reading and comprehension*
- *Chrome Books- One to One Laptop Program*

NUMBER OF TEACHERS WHO PARTICIPATED IN PL

All teaching staff participated in P.D.

AVERAGE EXPENDITURE PER TEACHER FOR PL

\$1,305

TEACHER SATISFACTION

The 2017 Insight SRC survey showed improvement in the areas of supportive leadership when compared to 2016

School Community

Goals & Intended Outcomes

That families will engage in partnership with the school to support student learning and engagement

Achievements

- Continuation of parent helper workshops and information sessions
- Invitation to parents to major assemblies such as ANZAC day, Carnevale and Book Week
- Continued improved communication with parents via newsletter, email and app
- Continued growth of Parents and Friends Association.
- Establishment of a Fete Committee and the return of a school fete

PARENT SATISFACTION

Results from the 2017 Parent Insight SRC survey either remained similar or increased when compared to 2016. Parents reflected improvement in areas such as

- School Morale
- Supportive Leadership

Future Directions

It is with a sense of genuine excitement that I look forward to 2018. I am passionate about making a positive difference in the lives of all of our students. As Principal I am aware of my role and the role of my staff in delivering the best for our students. This drives and inspires me.

I look forward to the school continuing to meet the individual learning needs of our students. This will be a driving force and at the forefront of much of our planning. Our curriculum leaders and I are passionate about ensuring our teachers know their students well and can meet their individual learning needs. We look forward to continued growth in our NAPLAN results.

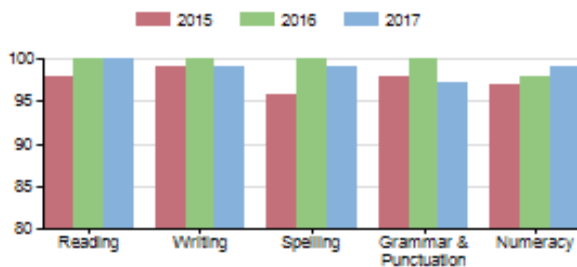
Our recent review and subsequent new School Improvement will drives us for 2018 and beyond. I look forward to working hand in hand with our parent community and welcome parents to continue to work with us to achieve the best outcomes for their children.

School Data

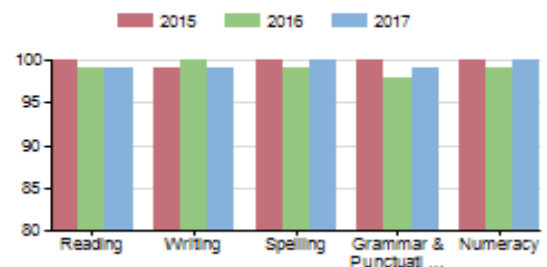
E1229
St Christopher's School, Airport West

PROPORTION OF STUDENTS MEETING THE MINIMUM STANDARDS					
NAPLAN TESTS	2015 %	2016 %	2015 - 2016 Changes %	2017 %	2016 - 2017 Changes %
YR 03 Grammar & Punctuation	97.9	100.0	2.1	97.1	-2.9
YR 03 Numeracy	96.9	97.9	1.0	99.0	1.1
YR 03 Reading	97.9	100.0	2.1	100.0	0.0
YR 03 Spelling	95.9	100.0	4.1	99.0	-1.0
YR 03 Writing	99.0	100.0	1.0	99.1	-0.9
YR 05 Grammar & Punctuation	100.0	98.0	-2.0	99.0	1.0
YR 05 Numeracy	100.0	99.0	-1.0	100.0	1.0
YR 05 Reading	100.0	99.0	-1.0	99.0	0.0
YR 05 Spelling	100.0	99.0	-1.0	100.0	1.0
YR 05 Writing	99.1	100.0	0.9	99.0	-1.0

NAPLAN Year 3



NAPLAN Year 5



AVERAGE STUDENT ATTENDANCE RATE BY YEAR LEVEL	%
Y1	94.29
Y2	93.72
Y3	94.51
Y4	94.09
Y5	94.37
Y6	92.59
Overall average attendance	93.93

ST CHRISTOPHER'S PRIMARY SCHOOL AIRPORT WEST

TEACHING STAFF ATTENDANCE RATE

Teaching Staff Attendance Rate	86.93%
--------------------------------	--------

STAFF RETENTION RATE

Staff Retention Rate	90.57%
----------------------	--------

TEACHER QUALIFICATIONS

Doctorate	0.00%
Masters	8.16%
Graduate	26.53%
Certificate Graduate	20.41%
Degree Bachelor	83.67%
Diploma Advanced	20.41%
No Qualifications Listed	0.00%

STAFF COMPOSITION

Principal Class	4
Teaching Staff (Head Count)	56
FTE Teaching Staff	45.522
Non-Teaching Staff (Head Count)	29
FTE Non-Teaching Staff	26.503
Indigenous Teaching Staff	0

NOTE:

The School's financial performance information has been provided to the Australian Charities and Not-for-profits Commission (ACNC) and will be available for the community to access from their website at www.acnc.gov.au

